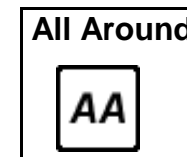
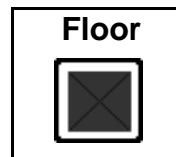
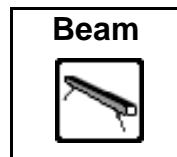
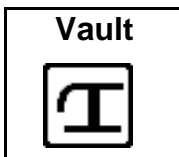


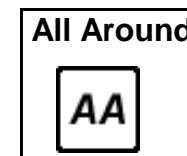
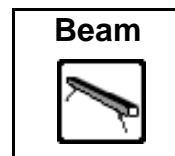
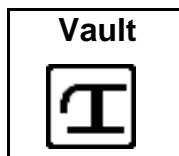
Women's Artistic National Compulsory Levels 4 & 3



Level 4

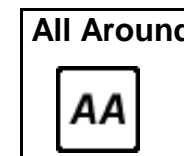
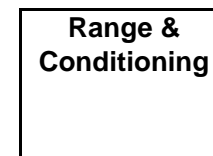
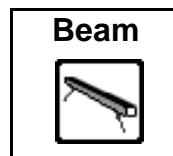
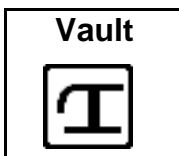
No	Name	Club	Team	Comp	D	VT		D	UB		D	BB		D	FX		D	RC		AA		
21	Ellie	Petroiu	East	L4-East	L4	4.0	13.500	5	4.0	13.000	2	4.0	12.900	2	4.0	13.100	1	4.0	12.100	6	64.600	1
8	Ayesha	Abdullahi	North West	L4-North West	L4	4.0	13.000	7	4.0	11.900	27	4.0	12.750	3	4.0	12.700	3	4.0	13.000	1	63.350	2
22	Paige	Moroney	East	L4-East	L4	4.0	12.800	20	4.0	13.500	1	4.0	12.500	6	4.0	12.900	2	4.0	11.450	17	63.150	3
1	Mercedes	Moore	North of England	L4-North of England	L4	4.0	12.750	22	4.0	12.900	3	4.0	12.450	8	4.0	12.500	4	4.0	12.450	4	63.050	4
50	Evie	Price	West Midlands	L4-West Midlands	L4	4.0	12.400	44	4.0	12.700	7	4.0	13.050	1	4.0	11.750	19	4.0	12.550	3	62.450	5
60	Mali	Morgan	Wales	L4-Wales	L4	4.0	13.000	7	4.0	12.850	4	4.0	12.600	5	4.0	12.350	6	4.0	11.450	17	62.250	6
58	Poppy	Stickler	Wales	L4-Wales	L4	4.0	13.650	3	4.0	12.600	9	4.0	12.400	10	4.0	11.950	15	4.0	11.100	24	61.700	7
49	Annabel	Shaw	West Midlands	L4-West Midlands	L4	4.0	12.750	22	4.0	12.800	5	4.0	12.350	12	3.5	11.550	24	4.0	12.050	7	61.500	8
41	Ruby	Keeley	Pipers Vale		L4	4.0	12.950	11	4.0	12.000	24	4.0	11.800	29	4.0	12.450	5	4.0	12.250	5	61.450	9
52	Diaz	Mckenzie	West Midlands	L4-West Midlands	L4	4.0	12.950	11	4.0	12.400	14	4.0	11.200	44	4.0	11.950	15	4.0	12.900	2	61.400	10
44	Erin	Marshall	London	L4-London	L4	4.0	12.450	39	4.0	12.750	6	4.0	12.050	18	4.0	12.350	6	4.0	11.750	12	61.350	11
30	Amara	Mcgeachie	South East	L4-South East	L4	4.0	13.700	2	3.5	11.700	29	4.0	11.950	22	4.0	11.900	17	4.0	12.050	7	61.300	12
40	Mya	Patel	Pipers Vale		L4	4.0	12.900	15	4.0	12.150	21	4.0	11.900	23	4.0	12.300	10	4.0	11.700	13	60.950	13
9	Hattie	Moat	North West	L4-North West	L4	4.0	12.400	44	4.0	12.550	10	4.0	12.350	12	4.0	12.300	10	4.0	11.200	22	60.800	14
56	Dixie	Lindsay	South	L4-South	L4	4.0	13.750	1	4.0	12.400	14	4.0	12.650	4	3.5	10.350	55	4.0	11.500	16	60.650	15
4	Ellie	Potts	North of England	L4-North of England	L4	4.0	12.900	15	3.5	11.850	28	4.0	12.400	10	4.0	11.750	19	4.0	11.650	15	60.550	16
59	Katie	Dovey	Wales	L4-Wales	L4	4.0	12.550	34	4.0	12.300	19	4.0	11.900	23	4.0	12.100	13	4.0	11.350	21	60.200	17
23	Emma	Wilkinson	East	L4-East	L4	4.0	12.750	22	4.0	12.500	11	4.0	12.150	15	4.0	12.350	6	4.0	10.400	35	60.150	18
61	Jea	Maracha	Wales	L4-Wales	L4	4.0	12.850	17	4.0	12.350	18	4.0	12.100	17	3.5	11.550	24	4.0	11.100	24	59.950	19
51	Jessica	Love-Wilson	West Midlands	L4-West Midlands	L4	4.0	12.600	30	4.0	12.500	11	4.0	12.500	6	4.0	11.450	28	4.0	10.800	31	59.850	20
12	Evie	Jones	South West	L4-South West	L4	4.0	13.200	6	4.0	12.400	14	4.0	11.800	29	4.0	11.450	28	4.0	10.450	34	59.300	21
20	Isla	Weir	East	L4-East	L4	4.0	13.000	7	3.5	12.150	21	4.0	11.800	29	4.0	11.250	36	4.0	11.100	24	59.300	21
13	Amelie	Douglas	South West	L4-South West	L4	4.0	12.950	11	4.0	12.700	7	4.0	11.000	46	3.5	10.850	46	4.0	11.800	11	59.300	21
19	Amy	Oliver	Valleys GA		L4	4.0	12.600	30	4.0	11.500	34	4.0	11.850	27	4.0	12.150	12	4.0	11.150	23	59.250	24
48	Emmie	Beale	Colchester		L4	4.0	12.850	17	4.0	12.400	14	4.0	11.550	38	4.0	11.600	23	4.0	10.300	38	58.700	25
27	Courtney	Simpson	Yorkshire	L4-Yorkshire	L4	4.0	12.400	44	3.0	10.500	50	4.0	11.650	36	4.0	11.800	18	4.0	11.950	9	58.300	26
6	Ruby	Doherty	North West	L4-North West	L4	4.0	12.300	51	4.0	11.650	32	4.0	12.150	15	4.0	12.350	6	3.5	9.750	42	58.200	27
3	Isobel	Gosling	North of England	L4-North of England	L4	4.0	11.050	61	4.0	12.500	11	4.0	11.850	27	4.0	10.750	49	4.0	11.700	13	57.850	28
43	Brogan	Sweeney-Mcintosh	London	L4-London	L4	4.0	11.400	59	4.0	12.000	24	4.0	12.050	18	3.0	10.850	46	4.0	11.450	17	57.750	29
54	Bobby	Hardy	South	L4-South	L4	4.0	12.550	34	3.5	11.700	29	4.0	11.700	35	3.5	11.300	33	4.0	10.400	35	57.650	30
26	Olivia	Cham	Yorkshire	L4-Yorkshire	L4	4.0	12.800	20	3.5	11.150	40	4.0	11.900	23	4.0	11.400	31	4.0	10.350	37	57.600	31
24	Sydney	Olivier-Hall	Berkhamsted		L4	4.0	12.450	39	2.0	10.250	53	4.0	12.450	8	3.5	11.350	32	4.0	11.050	27	57.550	32

Women's Artistic
National Compulsory
Levels 4 & 3



28	Madison	Ockerby	Yorkshire	L4-Yorkshire	L4	4.0	12.750	22 =	4.0	11.200	38 =	4.0	11.350	42 =	4.0	11.150	38	4.0	10.850	29 =		57.300	33	
39	Sofia	Brooks	Pipers Vale		L4	4.0	12.600	30 =	4.0	12.200	20	4.0	11.800	29 =	3.5	10.400	54	4.0	9.950	41		56.950	34 =	
32	Violet	Manser	South East	L4-South East	L4	4.0	12.100	56 =	3.0	10.750	49	4.0	12.200	14	4.0	11.050	40 =	4.0	10.850	29 =		56.950	34 =	
55	Paige	Carder	South	L4-South	L4	4.0	12.400	44 =	4.0	11.950	26	3.5	10.900	48	4.0	11.050	40 =	4.0	10.550	33		56.850	36	
5	Sofia	Micallef	Cardiff Central		L4	4.0	12.450	39 =	4.0	11.700	29 =	4.0	12.000	20 =	4.0	12.100	13 =	4.0	8.500	52		56.750	37	
34	Isabelle	Mardle	Norfolk Academy		L4	4.0	13.600	4	2.5	10.300	52	4.0	12.000	20 =	3.5	11.650	21 =	4.0	8.950	48		56.500	38	
53	Helena	Vinall	South	L4-South	L4	4.0	12.600	30 =	2.5	10.400	51	4.0	11.000	46 =	3.5	10.500	52 =	4.0	11.900	10		56.400	39	
14	Rebecca	James	South West	L4-South West	L4	4.0	12.050	58	3.5	11.150	40 =	4.0	10.400	51	4.0	11.000	43	4.0	11.400	20		56.000	40	
7	Renee	Pullin	North West	L4-North West	L4	4.0	12.350	50	4.0	12.100	23	4.0	11.800	29 =	4.0	11.650	21 =	3.5	7.850	58 =		55.750	41	
16	Isidora	Mason	Scotland	L4-Scotland	L4	4.0	12.250	54 =	4.0	11.200	38 =	4.0	10.550	49	4.0	11.100	39	4.0	10.250	39		55.350	42	
36	Geneva	Jones	East Midlands	L4-East Midlands	L4	4.0	12.450	39 =	3.0	10.850	46 =	4.0	11.750	34	3.5	11.300	33 =	3.5	8.800	49 =		55.150	43	
57	Ella	Robinson	City Of Manchester		L4	4.0	12.300	51 =	3.0	11.100	42	4.0	10.350	52	3.5	10.050	56 =	4.0	11.050	27 =		54.850	44	
45	Thalia	Perry	Colchester		L4	4.0	12.500	37 =	3.5	10.850	46 =	4.0	11.900	23 =	3.5	10.750	49 =	4.0	8.550	51		54.550	45 =	
25	Poppy	Wilkinson	Yorkshire	L4-Yorkshire	L4	4.0	13.000	7 =	3.5	11.000	44 =	4.0	9.900	55	4.0	11.500	27	3.5	9.150	44 =		54.550	45 =	
37	Leasha	Ravenscroft	East Midlands	L4-East Midlands	L4	4.0	12.650	28 =	3.5	11.050	43	4.0	11.550	38 =	3.5	9.600	60 =	4.0	9.150	44 =		54.000	47	
33	Cissy	Marlow	South East	L4-South East	L4	4.0	12.850	17 =	3.0	11.000	44 =	4.0	9.450	56	4.0	11.300	33 =	4.0	9.350	43		53.950	48	
38	Piper	Tobin-Storer	East Midlands	L4-East Midlands	L4	4.0	12.650	28 =	3.5	11.600	33	4.0	11.150	45	3.5	9.750	59	3.5	7.900	57		53.050	49	
2	Amber-Jo	Knight	North of England	L4-North of England	L4	4.0	12.400	44 =	2.5	9.650	57	4.0	11.550	38 =	4.0	11.250	36 =	4.0	8.150	55		53.000	50 =	
17	Rachel	Quinn	Scotland	L4-Scotland	L4	4.0	12.550	34 =	2.5	9.150	58	4.0	11.450	41	3.5	11.050	40 =	3.5	8.800	49 =		53.000	50 =	
42	Kiera	Robinson	London	L4-London	L4	4.0	12.700	26 =	2.5	10.800	48	4.0	8.250	60	4.0	10.500	52 =	4.0	10.650	32		52.900	52	
29	Jessica	Siertsema	Basingstoke		L4	4.0	12.950	11 =	1.5	8.950	59 =	4.0	11.600	37	3.5	10.850	46 =	4.0	8.450	53		52.800	53	
47	Ella	Hotson	Colchester		L4	4.0	12.100	56 =	2.5	10.250	53 =	4.0	11.350	42 =	3.5	9.800	58	3.5	9.150	44 =		52.650	54	
10	Tegan	Massey	Tamworth Olympic		L4	4.0	12.450	39 =	1.5	8.950	59 =	4.0	10.450	50	4.0	11.550	24 =	4.0	8.350	54		51.750	55	
46	Dee	Lindsay	Colchester		L4	4.0	12.500	37 =	3.5	11.450	36	4.0	10.100	54	3.0	9.600	60 =	4.0	8.050	56		51.700	56	
18	Kennedi	Foster	Scotland	L4-Scotland	L4	4.0	12.300	51 =	3.5	11.500	34 =	4.0	9.350	57	3.5	10.950	44 =	3.5	7.250	61		51.350	57	
11	Kate	Trott	South West	L4-South West	L4	4.0	12.250	54 =	2.5	10.000	56	4.0	8.100	61	4.0	10.600	51	4.0	10.200	40		51.150	58	
35	Katie	Wood	East Midlands	L4-East Midlands	L4	4.0	12.700	26 =	2.0	8.100	61	4.0	10.150	53	4.0	10.950	44 =	3.5	9.000	47		50.900	59	
15	Margret	Bjarnadottir	Scotland	L4-Scotland	L4	4.0	11.200	60	3.5	11.250	37	3.0	9.050	58	4.0	11.450	28 =	4.0	7.850	58 =		50.800	60	
31	Jessica	Lowe	South East	L4-South East	L4	4.0	12.400	44 =	2.5	10.050	55	3.0	8.450	59	3.5	10.050	56 =	4.0	7.550	60		48.500	61	

Women's Artistic National Compulsory Levels 4 & 3



Level 3

No	Name	Club	Team	Comp	D	VT		D	UB		D	BB		D	FX		D	RC		AA		
84	Jaimee	Smith	London	L3-London	L3	4.0	13.650	4 =	4.0	13.450	2 =	4.0	13.150	1	4.0	13.000	1	4.0	12.150	3 =	65.400	1
82	Akielah	Ashman-Howe	London	L3-London	L3	4.0	13.100	9	4.0	13.700	1	4.0	12.400	3	3.5	12.000	5	4.0	12.450	1	63.650	2
88	Miriam	Allen	West Midlands	L3-West Midlands	L3	4.0	13.800	2	4.0	13.350	4	4.0	12.050	6	3.0	11.400	14	4.0	12.050	5	62.650	3
90	Caitlin	Saunders	East	L3-East	L3	4.0	13.400	8	4.0	12.800	7 =	4.0	11.650	11	4.0	12.150	3	4.0	12.150	3 =	62.150	4
87	Sofia	Meadows	West Midlands	L3-West Midlands	L3	4.0	13.650	4 =	4.0	12.500	12 =	4.0	12.450	2	3.0	11.350	15	4.0	12.000	6 =	61.950	5
75	Bryony	Ludlow	South	L3-South	L3	4.0	12.800	15 =	4.0	13.450	2 =	4.0	11.600	12 =	4.0	12.450	2	4.0	11.150	14	61.450	6
92	Maisie	Squire	East	L3-East	L3	4.0	13.750	3	4.0	12.250	18 =	4.0	11.600	12 =	3.0	11.050	19 =	4.0	11.900	8	60.550	7
89	Isabella	Wheeldon	West Midlands	L3-West Midlands	L3	4.0	13.550	6 =	4.0	12.700	9 =	4.0	12.250	4 =	3.5	10.250	31 =	4.0	11.300	11 =	60.050	8
83	China	Mattis	London	L3-London	L3	4.0	12.700	19 =	4.0	12.850	6	4.0	12.250	4 =	3.5	11.850	6	4.0	10.350	26	60.000	9
81	Kerry	Hegarty	Pipers Vale		L3	4.0	12.850	14	4.0	12.100	24 =	4.0	11.150	16	4.0	11.750	7 =	4.0	11.600	9	59.450	10
85	Ami	O'Sullivan	London	L3-London	L3	4.0	12.900	13	4.0	10.850	33	4.0	11.850	7 =	3.5	11.700	9	4.0	11.350	10	58.650	11
93	Ellie	Gargett	East	L3-East	L3	4.0	13.550	6 =	4.0	12.400	15	4.0	9.100	33	4.0	12.050	4	4.0	11.300	11 =	58.400	12
91	Emma Tara	Atkin	East	L3-East	L3	4.0	12.750	17 =	4.0	12.800	7 =	4.0	10.850	18	3.5	11.450	13	4.0	10.400	25	58.250	13
101	Olivia	Gauregui	Wales	L3-Wales	L3	4.0	12.450	32 =	4.0	12.550	11	4.0	11.100	17	3.0	11.150	16	4.0	10.600	22	57.850	14
79	Millie	Mconville	Scotland	L3-Scotland	L3	4.0	12.550	26 =	4.0	12.200	21 =	4.0	11.200	14 =	3.0	10.800	23 =	4.0	11.000	17	57.750	15
65	Alice	Sumners	South West	L3-South West	L3	4.0	12.650	22	3.0	10.400	34	4.0	11.850	7 =	3.5	11.550	11	4.0	10.950	18	57.400	16
94	Nikita	Peprah	North West	L3-North West	L3	4.0	12.050	38	4.0	12.100	24 =	4.0	11.700	10	3.0	10.200	33	4.0	10.900	19	56.950	17
98	Olivia	Basham	Wales	L3-Wales	L3	4.0	12.250	36	4.0	12.500	12 =	4.0	10.300	24	3.5	10.950	21	4.0	10.550	23	56.550	18 =
97	Lauren	Sims	North West	L3-North West	L3	4.0	12.750	17 =	4.0	12.500	12 =	4.0	10.100	26 =	3.0	9.900	36	4.0	11.300	11 =	56.550	18 =
86	Sophia	Cabrera	West Midlands	L3-West Midlands	L3	4.0	12.600	23 =	3.0	9.100	37	4.0	10.450	23	3.5	11.600	10	4.0	12.350	2	56.100	20
70	Isabelle	Lamb	South East	L3-South East	L3	4.0	12.500	30 =	4.0	12.900	5	4.0	10.100	26 =	3.0	8.550	38 =	4.0	12.000	6 =	56.050	21
64	Safina	Crocker	South West	L3-South West	L3	4.0	12.500	30 =	4.0	11.550	31	4.0	10.500	21 =	3.0	10.350	28 =	4.0	11.100	15	56.000	22
77	Taylor	Richardson	Scotland	L3-Scotland	L3	4.0	12.700	19 =	4.0	11.700	30	4.0	11.750	9	3.0	10.350	28 =	4.0	9.250	35	55.750	23
72	Madeleine	Roberts	South East	L3-South East	L3	4.0	12.950	10 =	4.0	12.350	16	4.0	10.150	25	3.5	11.100	17 =	4.0	9.150	36 =	55.700	24 =
62	Roxanne	Price	South West	L3-South West	L3	4.0	12.950	10 =	4.0	12.700	9 =	4.0	9.650	30	3.0	10.250	31 =	4.0	10.150	27 =	55.700	24 =
99	Seren	Rowlands-Higgins	Wales	L3-Wales	L3	4.0	12.450	32 =	4.0	12.050	26	4.0	9.350	32	3.5	11.050	19 =	4.0	10.700	20 =	55.600	26
100	Jaycie	Rees	Wales	L3-Wales	L3	4.0	12.700	19 =	4.0	11.800	28 =	4.0	9.750	29	4.0	11.750	7 =	4.0	9.350	34	55.350	27
146	Amber	Greig	North West	L3-North West	L3	4.0	12.550	26 =	3.0	9.800	35	4.0	11.200	14 =	3.5	10.650	25 =	4.0	10.450	24	54.650	28
66	Summer-Rose	Hill	East Midlands	L3-East Midlands	L3	4.0	12.600	23 =	4.0	12.250	18 =	4.0	10.500	21 =	3.0	10.300	30	4.0	8.950	38	54.600	29
67	Honor	Rouse	Yorkshire	L3-Yorkshire	L3	4.0	12.350	35	4.0	12.300	17	4.0	9.600	31	3.5	10.900	22	4.0	9.150	36 =	54.300	30
95	Emily	Hilton	North West	L3-North West	L3	4.0	12.550	26 =	4.0	11.800	28 =	4.0	8.250	35	3.5	11.100	17 =	4.0	10.100	29	53.800	31

